



## LAMBTON GROUP POLICE SERVICES BOARD

---

DETACHMENT COMMANDER

INSPECTOR Chris AVERY

JULY / AUGUST 2019

# LGPSB

# CALLS FOR SERVICE BILLING WORKGROUPS



**Drugs** Includes trafficking, production, and importation of drugs including marihuana, cocaine, heroin, crystal meth or other controlled substances. It also includes occurrences related to indoor/outdoor grow labs.

**Drug Possession** Includes all occurrences where the most serious violation is possession of marihuana, cocaine, heroin, crystal meth or other controlled substance. It also includes other minor drug related offences.

**Operational** Operational calls for service are non-criminal events that police attend to. These include animal complaints, non-criminal domestic disturbances, missing persons, noise complaints, property – lost or found, sudden deaths, and assist public calls.

**Operational 2** Includes false alarms, keep the peace and 911 calls/911 hang-ups. Due to the higher frequency of these calls, they have been separated out from the 'Operational' category and allocated a lower time standard. Traffic incidents are excluded.

**Other Criminal Code Violations** The majority of offences counted in the Other Criminal Code Offences group are criminal offences that are not directed to people or related to property. It is similar to the group that Statistics Canada uses when reporting 'Other Criminal Code'. These include prostitution, offensive weapons, bail violations, counterfeiting, disturb the peace, indecent acts, breach of probation, and bribery.

**Property Crime Violations** This category is similar to the group that Statistics Canada uses when reporting 'Property Crimes'. These include arson, break and enter, theft, possession of stolen goods, mischief, identity theft, and some frauds.

**Statutes & Acts** Includes provincial statutes, primarily the Mental Health Act, Landlord Tenant Act and Trespass to property offences. It also includes custody dispute calls.

**Traffic** Includes motor vehicle collisions of all severities (property damage, personal injury and fatalities) and road rage incidents reported to police.

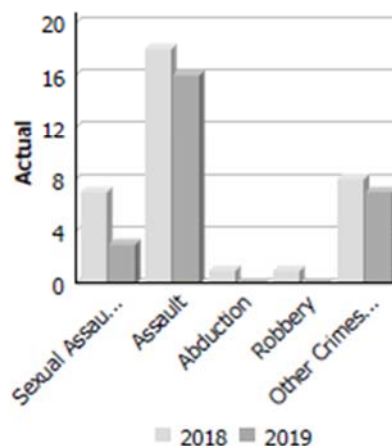
**Violent Crimes** The majority of offences counted in the Violent Crimes group are crimes against persons. This category is similar to the group that Statistics Canada uses when reporting 'Violent Crimes'. These include homicides, attempted murders, assaults, threats and robberies.

# LAMBTON RECORDS MANAGEMENT SYSTEM

## Police Services Board Report for LAMBTON OPP Records Management System July - 2019

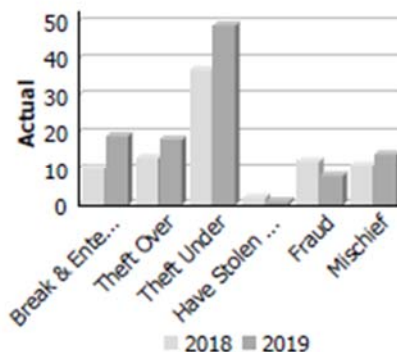
### Violent Crime

Actual	July			Year to Date - July		
	2018	2019	% Change	2018	2019	% Change
Murder	0	0	--	1	0	-100.0%
Other Offences Causing Death	0	0	--	0	0	--
Attempted Murder	0	0	--	0	0	--
Sexual Assault	7	3	-57.1%	24	21	-12.5%
Assault	18	16	-11.1%	79	77	-2.5%
Abduction	1	0	-100.0%	1	1	0.0%
Robbery	1	0	-100.0%	3	4	33.3%
Other Crimes Against a Person	8	7	-12.5%	38	46	21.1%
<b>Total</b>	<b>35</b>	<b>26</b>	<b>-25.7%</b>	<b>146</b>	<b>149</b>	<b>2.1%</b>



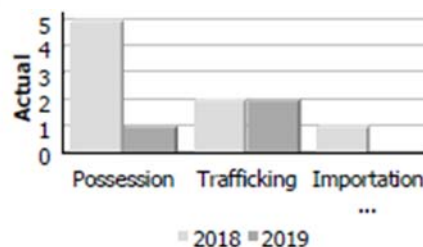
### Property Crime

Actual	July			Year to Date - July		
	2018	2019	% Change	2018	2019	% Change
Arson	0	0	--	1	0	-100.0%
Break & Enter	10	19	90.0%	101	102	1.0%
Theft Over	13	18	38.5%	59	57	-3.4%
Theft Under	37	49	32.4%	169	192	13.6%
Have Stolen Goods	2	1	-50.0%	14	7	-50.0%
Fraud	12	8	-33.3%	93	70	-24.7%
Mischief	11	14	27.3%	83	86	3.6%
<b>Total</b>	<b>85</b>	<b>109</b>	<b>28.2%</b>	<b>520</b>	<b>514</b>	<b>-1.2%</b>



### Drug Crime

Actual	July			Year to Date - July		
	2018	2019	% Change	2018	2019	% Change
Possession	5	1	-80.0%	37	14	-62.2%
Trafficking	2	2	0.0%	13	17	30.8%
Importation and Production	1	0	-100.0%	1	1	0.0%
<b>Total</b>	<b>8</b>	<b>3</b>	<b>-62.5%</b>	<b>51</b>	<b>32</b>	<b>-37.3%</b>



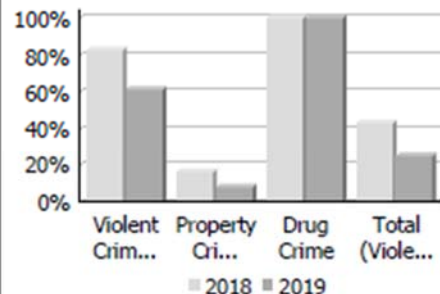
### Clearance Rate



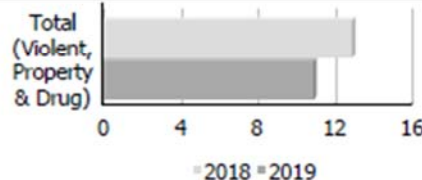
# LAMBTON RECORDS MANAGEMENT SYSTEM

## Police Services Board Report for LAMBTON OPP Records Management System July - 2019

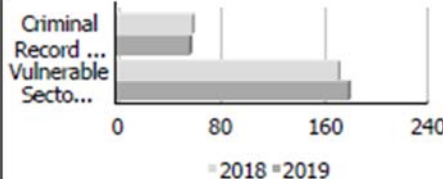
Clearance Rate	July			Year to Date - July		
	2018	2019	Difference	2018	2019	Difference
Violent Crime	82.9%	61.5%	-21.3%	87.0%	73.8%	-13.2%
Property Crime	16.5%	8.3%	-8.2%	20.6%	12.4%	-8.1%
Drug Crime	100.0%	100.0%	0.0%	96.1%	65.6%	-30.4%
<b>Total (Violent, Property &amp; Drug)</b>	<b>43.4%</b>	<b>25.2%</b>	<b>-18.2%</b>	<b>43.5%</b>	<b>31.8%</b>	<b>-11.7%</b>



Unfounded	July			Year to Date - July		
	2018	2019	% Change	2018	2019	% Change
Total (Violent, Property & Drug)	13	11	-15.4%	85	79	-7.1%



Actual	July			Year to Date - July		
	2018	2019	% Change	2018	2019	% Change
Criminal Record Checks	59	57	-3.4%	349	309	-11.5%
Vulnerable Sector Screening Checks	172	180	4.7%	1,070	1,167	9.1%



Data contained within this report is dynamic in nature and numbers will change over time as the Ontario Provincial Police continue to investigate and solve crime.

### Data Utilized

- Major Crimes
- Niche RMS All Offence Level Business Intelligence Cube

Data source date:  
2019/09/28

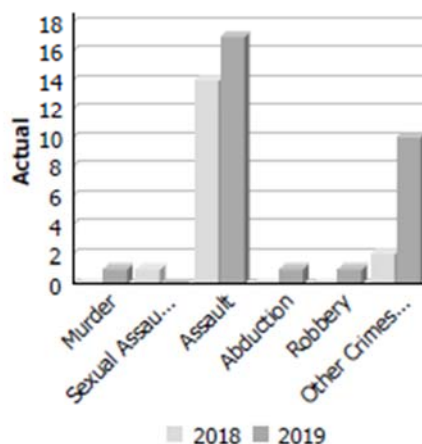
Report Generated on:  
Oct 2, 2019 12:37:17 PM

# LAMBTON RECORDS MANAGEMENT SYSTEM

## Police Services Board Report for LAMBTON OPP Records Management System August - 2019

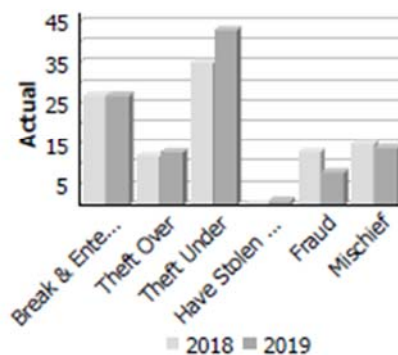
### Violent Crime

Actual	August			Year to Date - August		
	2018	2019	% Change	2018	2019	% Change
Murder	0	1	--	1	1	0.0%
Other Offences Causing Death	0	0	--	0	0	--
Attempted Murder	0	0	--	0	0	--
Sexual Assault	1	0	-100.0%	25	21	-16.0%
Assault	14	17	21.4%	93	94	1.1%
Abduction	0	1	--	1	2	100.0%
Robbery	0	1	--	3	5	66.7%
Other Crimes Against a Person	2	10	400.0%	40	56	40.0%
<b>Total</b>	<b>17</b>	<b>30</b>	<b>76.5%</b>	<b>163</b>	<b>179</b>	<b>9.8%</b>



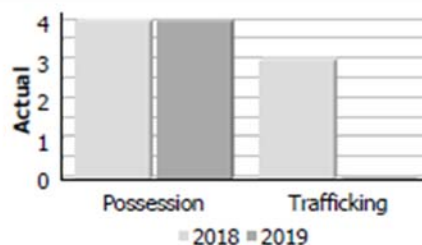
### Property Crime

Actual	August			Year to Date - August		
	2018	2019	% Change	2018	2019	% Change
Arson	0	0	--	1	0	-100.0%
Break & Enter	27	27	0.0%	128	129	0.8%
Theft Over	12	13	8.3%	71	70	-1.4%
Theft Under	35	43	22.9%	204	235	15.2%
Have Stolen Goods	0	1	--	14	8	-42.9%
Fraud	13	8	-38.5%	106	78	-26.4%
Mischief	15	14	-6.7%	98	100	2.0%
<b>Total</b>	<b>102</b>	<b>106</b>	<b>3.9%</b>	<b>622</b>	<b>620</b>	<b>-0.3%</b>



### Drug Crime

Actual	August			Year to Date - August		
	2018	2019	% Change	2018	2019	% Change
Possession	4	4	0.0%	41	18	-56.1%
Trafficking	3	0	-100.0%	16	17	6.2%
Importation and Production	0	0	--	1	1	0.0%
<b>Total</b>	<b>7</b>	<b>4</b>	<b>-42.9%</b>	<b>58</b>	<b>36</b>	<b>-37.9%</b>

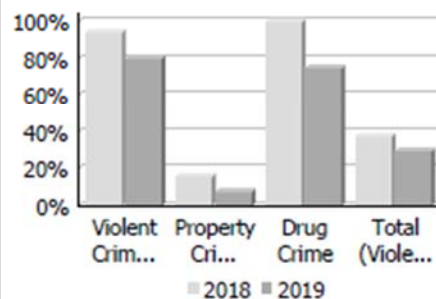


# LAMBTON RECORDS MANAGEMENT SYSTEM

## Police Services Board Report for LAMBTON OPP Records Management System August - 2019

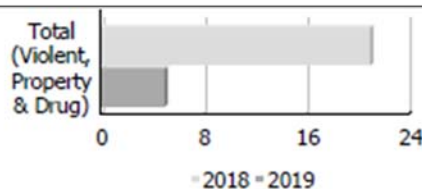
### Clearance Rate

Clearance Rate	August			Year to Date - August		
	2018	2019	Difference	2018	2019	Difference
Violent Crime	94.1%	80.0%	-14.1%	87.7%	74.9%	-12.9%
Property Crime	15.7%	7.6%	-8.1%	19.8%	11.6%	-8.2%
Drug Crime	100.0%	75.0%	-25.0%	96.6%	66.7%	-29.9%
<b>Total (Violent, Property &amp; Drug)</b>	<b>37.4%</b>	<b>29.5%</b>	<b>-7.9%</b>	<b>42.6%</b>	<b>31.4%</b>	<b>-11.1%</b>



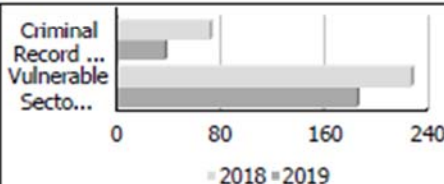
### Unfounded

Unfounded	August			Year to Date - August		
	2018	2019	% Change	2018	2019	% Change
Total (Violent, Property & Drug)	21	5	-76.2%	106	84	-20.8%



### Criminal Record and Vulnerable Sector Screening Checks

Actual	August			Year to Date - August		
	2018	2019	% Change	2018	2019	% Change
Criminal Record Checks	73	38	-47.9%	422	347	-17.8%
Vulnerable Sector Screening Checks	229	187	-18.3%	1,299	1,354	4.2%



Data contained within this report is dynamic in nature and numbers will change over time as the Ontario Provincial Police continue to investigate and solve crime.

#### Data Utilized

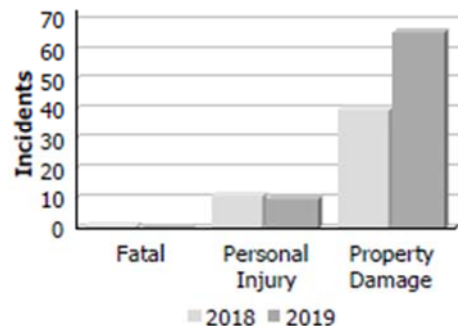
- Major Crimes
- Niche RMS All Offence Level Business Intelligence Cube

# LAMBTON COLLISION REPORTING SYSTEM

## Police Services Board Report for LAMBTON OPP Collision Reporting System July - 2019

### Motor Vehicle Collisions by Type

Incidents	July			Year to Date - July		
	2018	2019	% Change	2018	2019	% Change
Fatal	1	0	-100.0%	6	4	-33.3%
Personal Injury	11	10	-9.1%	47	62	31.9%
Property Damage	40	66	65.0%	356	449	26.1%
<b>Total</b>	<b>52</b>	<b>76</b>	<b>46.2%</b>	<b>409</b>	<b>515</b>	<b>25.9%</b>



### Fatalities in Detachment Area

Incidents		July			Year to Date - July		
		2018	2019	% Change	2018	2019	% Change
Motor Vehicle Collision	Fatal Incidents	1	0	-100.0%	5	4	-20.0%
	Alcohol Related	0	0	--	1	1	0.0%
Off-Road Vehicle	Fatal Incidents	0	0	--	0	0	--
	Alcohol Related	0	0	--	0	0	--
Motorized Snow Vehicle	Fatal Incidents	0	0	--	1	0	-100.0%
	Alcohol Related	0	0	--	1	0	-100.0%

Persons Killed	July			Year to Date - July		
	2018	2019	% Change	2018	2019	% Change
Motor Vehicle Collision	1	0	-100.0%	6	4	-33.3%
Off-Road Vehicle	0	0	--	0	0	--
Motorized Snow Vehicle	0	0	--	1	0	-100.0%

Data source date:  
2019/10/01

Report Generated on:  
Oct 2, 2019 12:40:42 PM



# LAMBTON COLLISION REPORTING SYSTEM

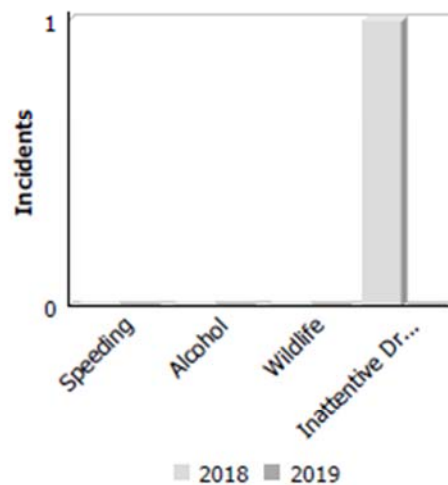
## Police Services Board Report for LAMBTON OPP Collision Reporting System July - 2019

### Primary Causal Factors in Fatal Motor Vehicle Collisions

Incidents	July			Year to Date - July		
	2018	2019	% Change	2018	2019	% Change
Speeding as a contributing factor	0	0	0	1	1	0.00%
Where alcohol is involved	0	0	0	1	1	0.00%
Wildlife as a contributing factor	0	0	0	0	0	0
Inattentive driver as a contributing factor	1	0	-100.00%	1	0	-100.00%

Persons Killed	July			Year to Date - July		
	2018	2019	% Change	2018	2019	% Change
Seatbelt as a contributing factor	1	0	-100.00%	1	0	-100.00%



#### Data Utilized

- SQL online application reporting system – OPP CRS 2.3.09
- Collision Reporting System Business Intelligence Cube

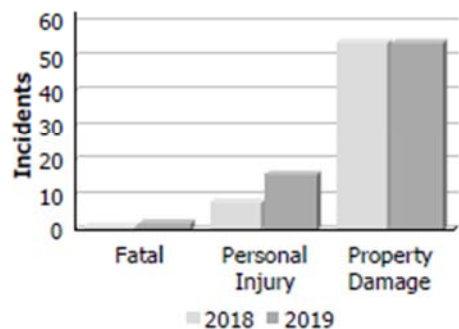


# LAMBTON COLLISION REPORTING SYSTEM

## Police Services Board Report for LAMBTON OPP Collision Reporting System August - 2019

### Motor Vehicle Collisions by Type

Incidents	August			Year to Date - August		
	2018	2019	% Change	2018	2019	% Change
Fatal	1	2	100.0%	7	6	-14.3%
Personal Injury	8	16	100.0%	55	78	41.8%
Property Damage	54	54	0.0%	410	503	22.7%
<b>Total</b>	<b>63</b>	<b>72</b>	<b>14.3%</b>	<b>472</b>	<b>587</b>	<b>24.4%</b>



### Fatalities in Detachment Area

Incidents		August			Year to Date - August		
		2018	2019	% Change	2018	2019	% Change
Motor Vehicle Collision	Fatal Incidents	1	2	100.0%	6	6	0.0%
	Alcohol Related	0	0	--	1	1	0.0%
Off-Road Vehicle	Fatal Incidents	0	0	--	0	0	--
	Alcohol Related	0	0	--	0	0	--
Motorized Snow Vehicle	Fatal Incidents	0	0	--	1	0	-100.0%
	Alcohol Related	0	0	--	1	0	-100.0%
Persons Killed		August			Year to Date - August		
		2018	2019	% Change	2018	2019	% Change
Motor Vehicle Collision		1	2	100.0%	7	6	-14.3%
Off-Road Vehicle		0	0	--	0	0	--
Motorized Snow Vehicle		0	0	--	1	0	-100.0%

# LAMBTON COLLISION REPORTING SYSTEM

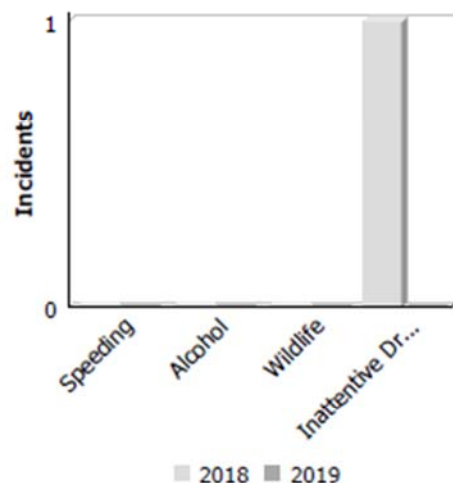
## Police Services Board Report for LAMBTON OPP Collision Reporting System August - 2019

### Primary Causal Factors in Fatal Motor Vehicle Collisions

Incidents	August			Year to Date - August		
	2018	2019	% Change	2018	2019	% Change
Speeding as a contributing factor	0	0	0	1	1	0.00%
Where alcohol is involved	0	0	0	1	1	0.00%
Wildlife as a contributing factor	0	0	0	0	0	0
Inattentive driver as a contributing factor	1	0	-100.00%	2	0	-100.00%

Persons Killed	August			Year to Date - August		
	2018	2019	% Change	2018	2019	% Change
Seatbelt as a contributing factor	0	0	0	1	0	-100.00%



#### Data Utilized

- SQL online application reporting system – OPP CRS 2.3.09
- Collision Reporting System Business Intelligence Cube

# LAMBTON ICON (Integrated Court Offence Network)

Starting Year **2019**  
 Starting Month **JULY**  
 Ending Month **JULY**

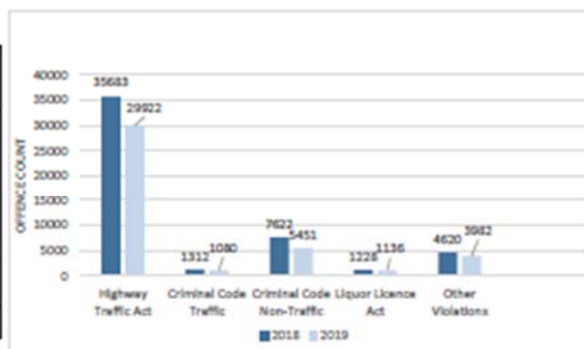
## LAMBTON OPP

### Integrated Court Offence Network

JULY - 2019

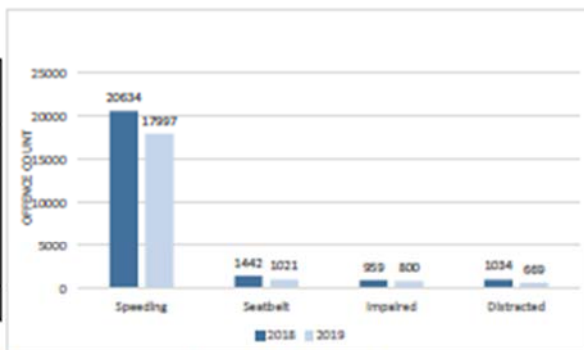
#### Criminal Code and Provincial Statutes Charges Laid

Offence Count	JULY - 2019			Year to Date - JULY		
	2018	2019	% Change	2018	2019	% Change
Highway Traffic Act	35683	29922	-16.1%	234355	210404	-10.2%
Criminal Code Traffic	1312	1080	-17.7%	7054	6659	-5.6%
Criminal Code Non-Traffic	7622	5451	-28.5%	46047	41027	-10.9%
Liquor Licence Act	1228	1136	-7.5%	4933	4520	-8.4%
Other Violations	4620	3982	-13.8%	30070	28056	-6.7%
<b>All violations</b>	<b>50465</b>	<b>41571</b>	<b>-17.6%</b>	<b>322459</b>	<b>290666</b>	<b>-9.9%</b>



#### Traffic Related Charges


Offence Count	JULY - 2019			Year to Date - JULY		
	2018	2019	% Change	2018	2019	% Change
Speeding	20634	17997	-12.8%	136659	124254	-9.1%
Seatbelt	1442	1021	-29.2%	8180	6089	-25.6%
Impaired	959	800	-16.6%	5060	4913	-2.9%
Distracted	1034	669	-35.3%	8695	5688	-34.6%
<b>All violations</b>	<b>24069</b>	<b>20487</b>	<b>-14.9%</b>	<b>158594</b>	<b>140944</b>	<b>-11.1%</b>



Integrated Court Offence Network data is updated on a monthly basis: Data could be as much as a month and a half behind

#### Data Utilized

Ministry of Attorney General, Integrated Court Offence Network  
 Integrated Court Offence Network Business Intelligence Cube



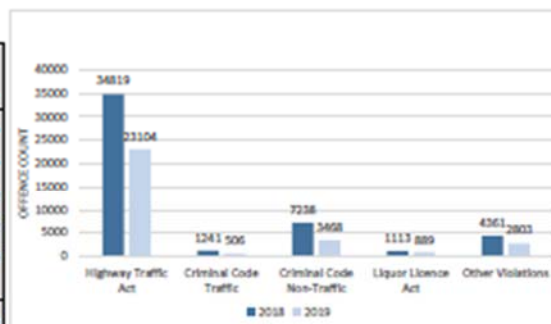
# LAMBTON ICON (Integrated Court Offence Network)

Starting Year 2019  
 Starting Month AUG  
 Ending Month AUG

**LAMBTON OPP**  
**Integrated Court Offence Network**  
**AUG - 2019**

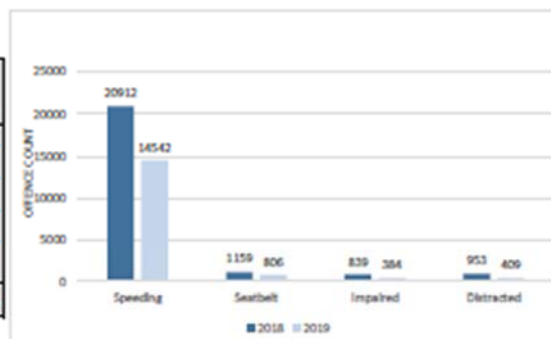
### Criminal Code and Provincial Statutes Charges Laid

Offence Count	AUG - 2019			Year to Date - AUG		
	2018	2019	% Change	2018	2019	% Change
Highway Traffic Act	34819	23104	-33.6%	269174	233508	-13.3%
Criminal Code Traffic	1241	506	-59.2%	8295	7165	-13.6%
Criminal Code Non-Traffic	7238	3468	-52.1%	53285	44495	-16.5%
Liquor Licence Act	1113	889	-20.1%	6046	5409	-10.5%
Other Violations	4361	2803	-35.7%	34431	30859	-10.4%
<b>All violations</b>	<b>48772</b>	<b>30770</b>	<b>-36.9%</b>	<b>371231</b>	<b>321436</b>	<b>-13.4%</b>



### Traffic Related Charges

Offence Count	AUG - 2019			Year to Date - AUG		
	2018	2019	% Change	2018	2019	% Change
Speeding	20912	14542	-30.5%	157571	138796	-11.9%
Seatbelt	1159	806	-30.5%	9339	6895	-26.2%
Impaired	839	384	-54.2%	5899	5297	-10.2%
Distracted	953	409	-57.1%	9648	6097	-36.8%
<b>All violations</b>	<b>23863</b>	<b>16141</b>	<b>-32.4%</b>	<b>182457</b>	<b>157085</b>	<b>-13.9%</b>




Integrated Court Offence Network data is updated on a monthly basis: Data could be as much as a month and a half behind

#### Data Utilized

Ministry of Attorney General, Integrated Court Offence Network

Integrated Court Offence Network Business Intelligence Cube





## Police Services Board Report for LAMBTON OPP 2019/Jul

Public Complaints	
Policy	0
Service	0
Conduct	0

**Date information collected from Professional Standards Bureau Commander Reports:** 2019-10-02

**Data Source**

Ontario Provincial Police, Professional Standards Bureau Commander Reports

- Includes all public policy, service and conduct complaints submitted to the Office of the Independent Police Review Director (OIPRD)

Secondary Employment

Daily Activity Reporting Patrol Hours	
Total Hours	2019/Jul
Number of Cruiser Patrol Hours	30.50
Number of Motorcycle Patrol Hours	17.00
Number of Marine Patrol Hours	214.25
Number of ATV Patrol Hours	2.00
Number of Snowmobile Patrol Hours	0.00
Number of Bicycle Patrol Hours	16.50
Number of Foot Patrol Hours	34.75
Number of School Patrol Hours	0.00

**Data source (Daily Activity Reporting System) date:** 2019/09/28

# LAMBTON CaOC (Public Complaints and Optional Categories)

## Police Services Board Report for LAMBTON OPP 2019/Aug

Public Complaints	
Policy	0
Service	0
Conduct	0

Date information collected from Professional Standards Bureau Commander Reports: 2019-10-02

### Data Source

Ontario Provincial Police, Professional Standards Bureau Commander Reports

- Includes all public policy, service and conduct complaints submitted to the Office of the Independent Police Review Director (OIPRD)

Secondary Employment

Daily Activity Reporting Patrol Hours	
Total Hours	2019/Aug
Number of Cruiser Patrol Hours	183.50
Number of Motorcycle Patrol Hours	0.00
Number of Marine Patrol Hours	247.25
Number of ATV Patrol Hours	0.00
Number of Snowmobile Patrol Hours	0.00
Number of Bicycle Patrol Hours	66.00
Number of Foot Patrol Hours	176.75
Number of School Patrol Hours	3.00

Data source (Daily Activity Reporting System) date: 2019/09/28

Report Generated on:  
Oct 2, 2019 12:55:43 PM

# DETACHMENT INITIATIVES



**JULY / AUGUST**

## **CRIME CAMPAIGNS / INITIATIVES:**

### **Community Street Crime Unit**

- During the months of July and August, The Lambton CSCU were involved in 34 incidents.
- The unit wrote 3 warrants (2 CC, 1 CDSA) which required warrant services (Controlled entry).
- As a result of 9 investigations, there were 28 people charged with 131 different Criminal Code and Controlled Drug and Substance Act (33 CDSA, 89 CC) offences.
- 1 Member attended the Surveillance Techniques course and three members attended Warrant Services annual requalification training.
- One member remains seconded as Acting Sergeant of the unit.
- CSCU members receive notification when an opioid related overdose occurs. An assigned member will conduct a parallel investigation into the source of the drug. There was no non-fatal overdose investigations conducted and the Unit is investigating drug trafficking in 1 fatal overdose.
- The Lambton CSCU continues to work with Lambton Public Health through committees on drug use in Lambton County.

Some highlighted investigations are as follows:

- ⇒ CSCU members were able to conduct early morning surveillance in Point Edward to try to find a person breaking into the vehicles at the local motels. Members observed a male starting his daily routine of checking for unlocked cars, male was detained, warned and sent away from the area. Car break ins have slowed since this incident.
- ⇒ CSCU investigated a break and enter and theft from a local business in Wyoming. Investigation has led to warrants and charges to three individuals. Some of the property has been recovered as well.
- ⇒ CSCU executed a CDSA warrant connected to Corunna drug trafficking, three people charged, 54 grams of cocaine, one revolver and \$20 000 seized.
- ⇒ CSCU executed a CDSA warrant on a Watford residence, charging one person with meth trafficking and weapons dangerous.
- ⇒ Assisted Uniform members with 25 different drug and property related occurrences.

In total Lambton Street Crime Members has recovered or seized the following during this time;

- ⇒ CDSA – 48 different types of drugs including fentanyl, Heroin and Cocaine.
- ⇒ \$3425.00 of Canadian Currency.
- ⇒ Criminal Code – 66 different types of items seized including money, guns and stolen property (including the recovery of a stolen vehicles).

# DETACHMENT INITIATIVES

## SCHOOL RESOURCE OFFICER:

Students from Petrolia (LCCVI) and North Lambton (NLSS) Secondary Schools took annual summer leave for July and August. The school resource officer (SRO) resumed regular duties with front line patrol.



## JULY

- Numerous youth were involved in motor vehicle collisions over the summer months.
- A 17 year old female threatened to kill another female and allegedly was accompanied with two unidentified males one of which had a handgun. The female youth was arrested and charged with utter threats.
- Over the summer months several youths were charged under the Liquor License Act for several offences.
- A 16 year old female youth was located in a traffic stop with several other occupants in the vehicle. Police located 54 grams of Cocaine, drug scales, multiple cell phones, Firearm Ammunition, \$20,000 currency, \$8000 of seized related property and a handgun. Several criminal charges have been laid.
- Two 16 year old female youths were caught shoplifting from a store in Grand Bend and were diverted for their actions.
- Three youths, 2 male and 1 female were caught damaging a camping trailer in the town of Wyoming. All youths referred to the Rebound Program.
- During the month of July there were 3 Mental Health Act occurrences with youth where youth had suicidal thoughts and were apprehended or spoken to by police.





# DETACHMENT INITIATIVES

## SCHOOL RESOURCE OFFICER Cont'd:



## AUGUST

- 3 youths, 2 males and one female were caught in an abandon home in Wyoming. When officers arrived they found a broken window and two of the youth had hand injuries and had to be transported to hospital. All youths were diverted to the Rebound Program.
- A large group of underage youth were at an unsupervised house party in St Clair Township. The youths were consuming alcohol. During the party a group of 5 male youths arrived uninvited and a fist fight began between several youths. As a result of the fight one male youth had his jaw broken and has had to undergo surgery. A male youth has been charged with a criminal offence.
- A 14 year old youth was playing with a BB gun and allowed his hand to cover the muzzle of the gun and he pressed the trigger. The youth was transported to hospital with minor injuries and was spoken to about firearm safety.
- A homeowner in Corunna flagged down a police officer and advised that a teenager was just in her backyard. When the officer arrived he found a 14 year old male half naked defecating on the ground smoking cannabis from a glass bong. The youth looked up at police and smiled and stated "bet you never seen this before". The male party was arrested and turned over to his parents. The youth was referred to the Rebound Program
- During the month of August there were 3 Mental Health Act occurrences with youth where youth had suicidal thoughts and were apprehended or spoken to by police.



# DETACHMENT INITIATIVES



AUXILIARY:

JULY / AUGUST

LAMBTON	ADMIN	COMM. POLICING	COURT	MAJOR EVENT	PATROL	TRAINING	TOTAL
JULY	59	22	4	0	45	32	162.00
AUGUST	60.5	50	0	0	86.5	360.5	557.50

## JULY / AUGUST General description of events attended:

JULY	3 new members complete Recruit Orientation Training in Orillia and join the Unit on the 3rd of August
AUGUST	Auxiliary interviews for new applicants
AUGUST	Safety presentation at Bridgeview Public School in Point Edward
JULY & AUGUST	Members perform Foot Patrol with Regular Duty Officers during long weekends




# VIOLENT CRIME / BENCHMARK CRIME

## AREA CRIME SERGEANT:

### JULY

- Members of the Lambton County Crime Unit continue with a Cold Case, unexplained death investigation.
- Crime members continue the investigation into a Cold Case abduction / sexual assault file.
- Crime members were involved in investigating 5 separate sexual assault incidents in Lambton County this month. 3 of these are ongoing, 1 had insufficient evidence to proceed and 1 the complainant declined to lay charges.
- Crime members were directly involved in the investigation of 6 sudden death occurrences – all of which were non-suspicious in nature.
- Lambton Crime members conducted an aggravated assault occurrence in Grand Bend which resulted in life-altering injuries to a male. Suspect was identified, arrested and charged accordingly.
- Crime unit members conducted an investigation into an ongoing domestic criminal harassment complaint. After a thorough investigation utilizing several investigative techniques sufficient evidence was gathered and charges laid.
- Lambton County Crime members followed up on new information into a sexual assault complaint from 2018 utilizing the assistance of Essex Crime Unit and Behavioral Sciences in Orillia bringing the investigation to a close with a finding of “false allegation”.
- Crime members conducted an investigation into indirect threats being made to a children’s camp in Bosanquet. A suspect was identified (youth) and dealt with accordingly.
- Crime members undertook a missing person investigation into a teenager who was reported missing. Teenager was located and without issue and put in contact with family.
- Crime members assisted Sarnia PS with an armed robbery investigation that occurred at a bank. Suspects were identified and arrested.





# VIOLENT CRIME / BENCHMARK CRIME

AREA CRIME SERGEANT Cont'd:

AUGUST

- Members of the Lambton County Crime Unit continue with a Cold Case, unexplained death investigation.
- Lambton County crime members were directly involved with 5 sudden death investigations that were found to be non-suspicious
- Crime members were involved in investigating 2 separate sexual assault incidents in Lambton County this month. Both of them were in completely different areas of the county. 1 is still under investigation and the other the complainant declined to lay charges.
- Crime members assisted Walpole Island PS with a missing person investigation. Female was located and put in contact with family.
- Lambton County crime members continue to investigate the sudden death of a 2 month old baby.





# TRAFFIC COLLISION DATA



## COLLISION DATA

JULY / AUGUST

Month	Victims			Collisions								
	Total	# of Deceased	# of Injured	Total	# of Fatal	# of PI	# of PD	Alcohol/Drugs Involved			# of CMV	# of Single Vehicle
								Yes	No	Un-known		
JULY	18	0	18	74	0	9	65	2	66	6	6	30
AUGUST	26	2	24	68	2	15	51	3	61	4	8	24
<b>Grand Total</b>	<b>44</b>	<b>2</b>	<b>42</b>	<b>142</b>	<b>2</b>	<b>24</b>	<b>116</b>	<b>5</b>	<b>127</b>	<b>10</b>	<b>14</b>	<b>54</b>



# TRAFFIC CAMPAIGN DATA



## TRAFFIC CAMPAIGN DATA

JULY / AUGUST

CIVIC DAY LONG WEEKEND (02AUG19 - 05AUG19)

DETACHMENT BREAKDOWN					
LAMBTON	FAIL TO MOVE OVER FOR EMERGENCY VEHICLE CHARGES (HTA159)	OTHER MOVING VIOLATIONS/CHARGES	SPEEDING CHARGES	STUNT, RACING CHARGES	SEATBELT CHARGES
	4	5	64	2	13

DETACHMENT BREAKDOWN cont'd					
DISTRACTED DRIVING CHARGES	OTHER HTA CHARGES	LLA CHARGES	CAIA CHARGES	IMPAIRED CHARGES - ALCOHOL	IMPAIRED CHARGES - DRUG
4	25	113	2	0	0

DETACHMENT BREAKDOWN cont'd					
OTHER CC CHARGES	WARN RANGE SUSPENSIONS	MARINE OFFENCES - SVR	ATV - OFVA OFFENCES	OTHER PROV STATUTES	DRUG OFFENCES
4	6	0	0	2	7








# STAFFING UPDATES

## JULY / AUGUST

- 1 Provincial Constable transferred out in July.
- 1 Provincial Constable resigned from the OPP in July.
- 1 Provincial Constable transferred to Lambton from Essex in August.





# FALSE ALARMS INCIDENTS

## JULY

Municipality	Commercial	Residential
Lambton Shores	1	4
ST Clair Township	8	1
Dawn-Euphemia	0	0
Plympton-Wyoming	0	0
Brooke-Alvinston	1	0
Warwick	5	1
Enniskillen	0	0
Petrolia	3	0
Oil Springs	0	0
<b>TOTAL</b>	<b>18</b>	<b>6</b>

## AUGUST

Municipality	Commercial	Residential
Lambton Shores	3	8
ST Clair Township	6	7
Dawn-Euphemia	0	2
Plympton-Wyoming	6	3
Brooke-Alvinston	0	0
Warwick	6	2
Enniskillen	0	1
Petrolia	4	0
Oil Springs	0	0
<b>TOTAL</b>	<b>25</b>	<b>23</b>

# MOVE OVER LAW



In Ontario, motorists are required to “move over” to ensure that emergency vehicles, and emergency services workers, can do their jobs safely.

The move over law requires motorists, upon noticing an incoming emergency vehicle (ambulance, police or fire), coming from any direction with sirens or flashing lights operating, to move to the farthest right lane, or the shoulder of the road and stop, until the vehicle has passed by.

Section 159 (2,3) of the Highway Traffic Act also requires, if there are multiple lanes in your direction of travel, that drivers slow down and vacate the lane adjacent the emergency vehicle, if it can be done safely. This provides a buffer lane to stopped service vehicles with active strobing or rotating lights - including tow trucks with their flashing amber lights activated.

If you can't move over safely (i.e. you would cut-off the left lane driver), you must slow down while passing the stopped emergency vehicle. In Ontario, you must slow to below the posted speed limit as necessary to avoid endangering roadside personnel.

## Failing to respond to an emergency vehicle

Penalties and fines regarding reacting to an approaching or stopped emergency vehicle include:

- First Offence: \$400 to \$2,000, plus three demerit points upon conviction.
- Two lane road: <https://www.youtube.com/watch?v=I5L4TONIq4I>
- Multi-lane road: <https://www.youtube.com/watch?v=PxELO-fVfQA>

More information about road safety and emergency vehicles can be found on the Ministry of Transportation Ontario website.



**HELP SAVE LIVES.**

**MOVE OVER.**

# SAFEGUARD ONTARIO



Break-ins have a negative impact on everyone involved. The Ontario Provincial Police would like to help you protect your property, your home and yourself against crime.

This brochure provides information to help keep your home and property secure.

Cottages and seasonal homes are most vulnerable to property crime during fall, winter and spring when they are not being used by property owners.

## SAFEGUARDING YOUR HOME

TIPS FOR CLOSING UP PROPERTIES

- ✓ Secure windows and doors with shutters.
- ✓ Trim trees and shrubs so doors and windows are visible from the roadway.
- ✓ Remove valuables from property — ie tools, electronics, personal items.
- ✓ Arrange for a permanent resident or keyholder to check your property; leave your contact information with that person.
- ✓ Consider using motion sensor lights to illuminate the exterior of your residence/cottage.
- ✓ Consider an alarm system.
- ✓ Avoid posting information on social media advising of when you will be away or any vacation plans.
- ✓ Know your neighbours.
- ✓ Eliminate objects from around your property that would be used to break in.
- ✓ Don't leave firearms or weapons at the residence/cottage.
- ✓ If you are leaving vehicles, make sure they are winterized, secure and disabled. For snow machines, remove track and hide keys. Ensure boats are covered and locked and outboard motors locked and slightly disassembled. Disable ATVs. Leave nothing on trailers unless it is locked or disabled.
- ✓ Take photos and record serial numbers of anything of value left behind.



HELP KEEP OUR COMMUNITIES SAFE BY:

- ✓ Being aware of suspicious people or vehicles
- ✓ Report suspicious people or vehicles to OPP at

**1-888-310-1122**

- ✓ Anonymously provide information regarding property crimes to Crime Stoppers at

**1-888-222-8477 (TIPS)**



# DRUG-IMPAIRED DRIVING



## DRUG-IMPAIRED DRIVING

DRUGS  
INCREASE  
CRASH RISK



MANY TEENS  
DRIVE WHILE  
DRUG-IMPAIRED

21% of teens have DRIVEN  
within ONE HOUR of  
using drugs

Drivers using  
MARIJUANA are 2x likely  
to CRASH

DRIVING DRUG-IMPAIRED CAN BE FATAL



There are more  
DRIVING FATALITIES  
using drugs than alcohol



1/4

of all  
YOUTH in  
FATAL CRASHES  
were using  
MARIJUANA

Data details at [parachutecanada.org/ritdsw/infographic2015](http://parachutecanada.org/ritdsw/infographic2015)

#GetHomeSafe



# CITIZEN SELF REPORTING TOOL




## #KnowWhenToCall



The OPP's online Citizen Self Reporting Tool allows you to report non-emergency occurrences under \$5,000, stolen license plates or validation stickers, and driving complaints.

***Using this tool keeps the 9-1-1 lines open for emergencies.***

[www.opp.ca/Reporting](http://www.opp.ca/Reporting)



# LAMBTON CONTACT INFORMATION

## OPP CALLS FOR SERVICE:

When you need to report an incident or wish to speak with an officer, these numbers will connect you to the nearest OPP Communications Centre throughout Ontario.

1-888-310-1122      1-888-310-1133 (TTY)



**9-1-1 EMERGENCY** If you call 9-1-1 for an emergency:

- Give your exact location. Include address and town or city as this will enable call taker to either handle the information or transfer you to the proper 9-1-1 centre.
- Give your telephone number including the area code.
- Advise the nature of your call.
- Listen to the call takers instructions - depending on the location and type of incident, you may be transferred.
- Stay on the line until advised to hang up.

## DETACHMENT HOURS / CONTACT INFO:

Lambton OPP Petrolia Detachment	Main Admin Centre	4224 Oil Heritage Rd. P.O. Box 400 Petrolia, ON N0N 1R0	519-882-1011 519-882-1014 fax	Mon – Fri 8-4 pm
St. Clair Township	(Satellite)	392 Lyndoch Street, Corunna, ON N0N 1G0	519-862-4680 519-862-1544 fax	Mon – Thurs & every other Friday 8-4 pm
Grand Bend	(Summer only)	58 Main Street Grand Bend, ON N0M 1T0	519-238-2345	Summer
Point Edward	(Municipal)	102 St. Clair Street Point Edward, ON N7V 1N7	519-336-8691 519-336-5011 fax	Mon – Thurs & every other Friday 8-4 pm

## CALLING THE DETACHMENT:

- When calling the detachment at the above numbers you will receive an automated greeting.
- **Press 1** if you need to report an incident or speak with an officer.
- **Press 2** if you wish to speak with the administrative personnel during the above noted business hours.

After hours you may leave a non-urgent message that will be followed-up on the next business day.

**OUTSIDE PHONE** \* If you attend an office and the doors are locked or it is after hours – please pick up the phone outside of the detachment and you will be connected directly to the OPP Communications Centre.

# LAMBTON CONTACT INFORMATION cont'd

## **CRIMINAL RECORD CHECKS:**

For a complete list of requirements and information on how to apply for Criminal Record Checks, Police Information Checks and Police Vulnerable Sector Checks click the link below;

[Ontario Provincial Police | Criminal Record Checks](#)

## **CANADIAN ANTI-FRAUD CENTRE:**

The [Canadian Anti-Fraud Centre](#) (CAFC) is the central agency in Canada that collects information and criminal intelligence on such matters as mass marketing fraud (i.e.: telemarketing), advance fee fraud (i.e.: West African letters), Internet fraud and identification theft complaints.

If you wish to report a fraud or require information on a possible fraud contact the Canadian anti-fraud centre;

Phone: 1-888-495-8501 OR E-mail: [info@antifraudcentre.ca](mailto:info@antifraudcentre.ca)

## **CRIME STOPPERS:**

You may contact Crime Stoppers from anywhere in Ontario at 1-800-222-8477, or by leaving an anonymous Web-Tip at [TipSoft - Web Tips Submission](#)

## **CITIZENS SELF REPORTING:**

You have the option to report select occurrences to the OPP from your computer or mobile device using the OPP's [Citizen Self Reporting](#) system.

Use this system to report:

1. Lost/missing property under \$5,000
2. Stolen license plates or validation stickers
3. Theft from a vehicle under \$5,000
4. Mischief/damage to a vehicle under \$5,000
5. Mischief/damage to property (other than a vehicle) under \$5,000
6. Theft under \$5,000
7. Driving Complaint

## **FRONTLINE SUPPORT UNIT (FSU):**

The Frontline Support Unit (FSU) program is a differential response strategy that focuses on call management. This includes responsibility for the OPP's Citizen Self-Reporting (CSR) system which is an online police reporting system for members of the public to report specific occurrences directly to the OPP via the Internet. The FSU model will offer a call handling alternative for select calls for service allowing the deployment of resources to critical incidents or member engagement in proactive police activities. Through the use of technology, the OPP continues to improve our processes and service delivery in support of its vision.



## LAMBTON COUNTY OPP

4224 Oil Heritage Road  
Petrolia, ON N0N 1R0

519.882.1011 ph.  
519.882.1014 fax