



LAMBTON GROUP PSB REPORT

AUGUST 2015

INSPECTOR SCOTT JANSSENS

CONTENTS

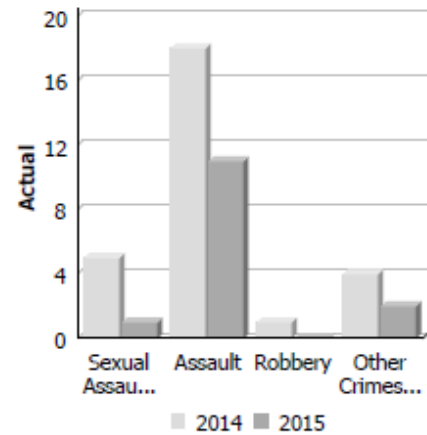
AUGUST 2015

RECORDS MANAGEMENT SYSTEM	3
COLLISION REPORTING SYSTEM	5
INTEGRATED COURT OFFENCE NETWORK	7
COMPLAINTS AND OPTIONAL CATEGORIES.....	8
ALLEGATION REPORT	9
DETACHMENT INITIATIVES	10
TARGETED MEDIA RELEASES.....	10
CRIME & TRAFFIC CAMPAIGNS / INITIATIVES	10
PUBLIC EDUCATION CAMPAIGNS	11
SCHOOL RESOURCE OFFICER	13
AUXILIARY	13
VIOLENT CRIME / BENCHMARK CRIME.....	14
NOTEWORTHY INCIDENTS – STREET CRIME.....	15
TRAFFIC & MARINE	17
EZ STAT TRAFFIC MONITORING SYSTEM.....	19
<i>Town of Petrolia</i>	19
<i>Corunna</i>	21
<i>Corunna</i>	23
DETACHMENT EMERGENCY PLANNING ACTIVITES	25
STAFFING UPDATES	26
FALSE ALARM INCIDENTS	27
INFORMATION SHEET	28

**Police Services Board Report for LAMBTON
Records Management System
August - 2015**

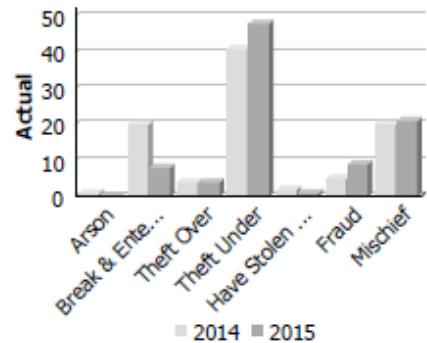
Violent Crime

Actual	August			Year to Date - August		
	2014	2015	% Change	2014	2015	% Change
Murder	0	0	--	1	0	-100.0%
Other Offences Causing Death	0	0	--	0	0	--
Attempted Murder	0	0	--	0	0	--
Sexual Assault	5	1	-80.0%	18	25	38.9%
Assault	18	11	-38.9%	91	84	-7.7%
Abduction	0	0	--	5	0	-100.0%
Robbery	1	0	-100.0%	2	0	-100.0%
Other Crimes Against a Person	4	2	-50.0%	39	26	-33.3%
Total	28	14	-50.0%	156	135	-13.5%



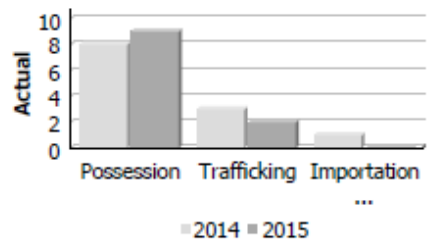
Property Crime

Actual	August			Year to Date - August		
	2014	2015	% Change	2014	2015	% Change
Arson	1	0	-100.0%	5	3	-40.0%
Break & Enter	20	8	-60.0%	131	87	-33.6%
Theft Over	4	4	0.0%	27	27	0.0%
Theft Under	41	48	17.1%	185	196	5.9%
Have Stolen Goods	2	1	-50.0%	7	8	14.3%
Fraud	5	9	80.0%	59	92	55.9%
Mischief	20	21	5.0%	124	113	-8.9%
Total	93	91	-2.2%	538	526	-2.2%



Drug Crime

Actual	August			Year to Date - August		
	2014	2015	% Change	2014	2015	% Change
Possession	8	9	12.5%	71	108	52.1%
Trafficking	3	2	-33.3%	13	19	46.2%
Importation and Production	1	0	-100.0%	6	8	33.3%
Total	12	11	-8.3%	90	135	50.0%



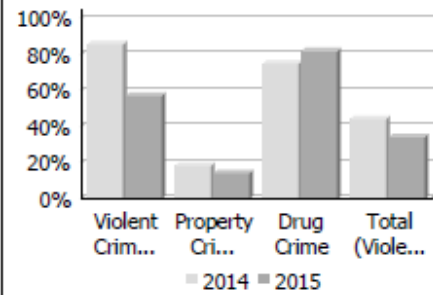
Data source date:
2015/09/05

Report Generated on:
Sep 8, 2015 1:55:34 PM
PP-CSC-Operational Planning-4300

**Police Services Board Report for LAMBTON
Records Management System
August - 2015**

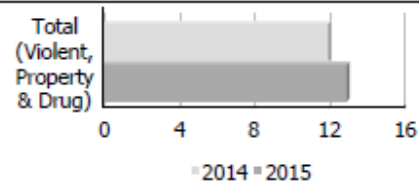
Clearance Rate

Clearance Rate	August			Year to Date - August		
	2014	2015	Difference	2014	2015	Difference
Violent Crime	85.7%	57.1%	-28.6%	93.6%	85.2%	-8.4%
Property Crime	18.3%	14.3%	-4.0%	18.4%	16.7%	-1.7%
Drug Crime	75.0%	81.8%	6.8%	87.8%	84.4%	-3.3%
Total (Violent, Property & Drug)	44.3%	34.4%	-10.0%	46.3%	45.1%	-1.1%



Unfounded

Unfounded	August			Year to Date - August		
	2014	2015	% Change	2014	2015	% Change
Total (Violent, Property & Drug)	12	13	8.3%	87	96	10.3%



Data contained within this report is dynamic in nature and numbers will change over time as the Ontario Provincial Police continue to investigate and solve crime.

Data Utilized

- Major Crimes
- Niche RMS All Offence Level Business Intelligence Cube

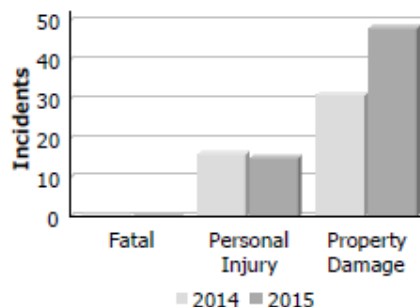
Data source date:
2015/09/05

Report Generated on:
Sep 8, 2015 1:55:34 PM
PP-CSC-Operational Planning-4300

Police Services Board Report for LAMBTON
Collision Reporting System
August - 2015

Motor Vehicle Collisions by Type

Incidents	August			Year to Date - August		
	2014	2015	% Change	2014	2015	% Change
Fatal	0	0	--	2	2	0.0%
Personal Injury	16	15	-6.2%	70	71	1.4%
Property Damage	31	48	54.8%	475	465	-2.1%
Total	47	63	34.0%	547	538	-1.6%



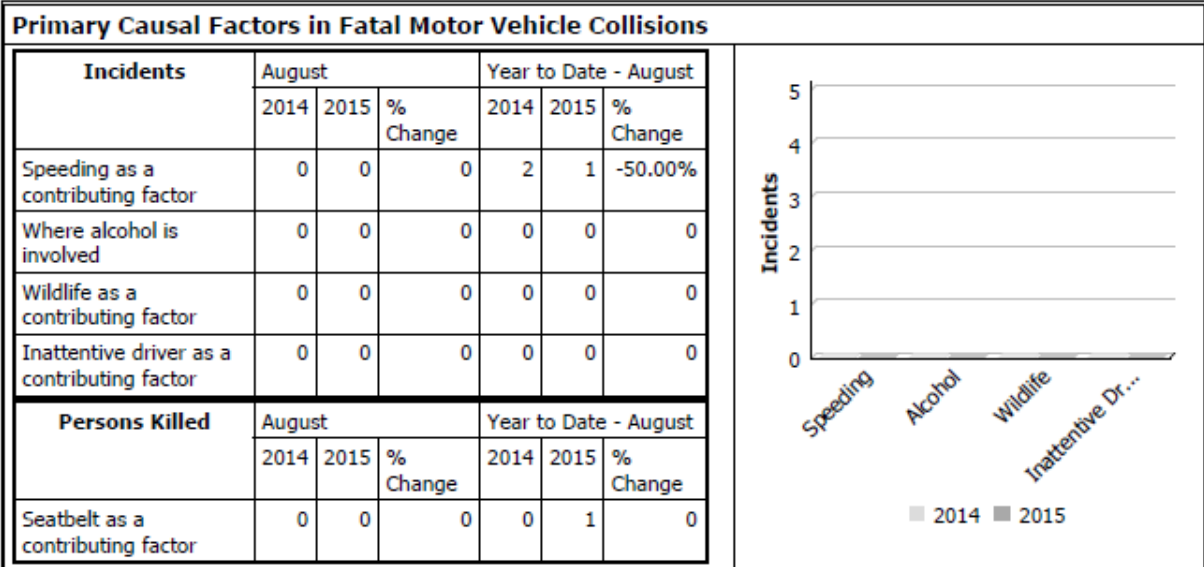
Fatalities in Detachment Area

Incidents		August			Year to Date - August		
		2014	2015	% Change	2014	2015	% Change
Motor Vehicle Collision	Fatal Incidents	0	0	--	1	1	0.0%
	Alcohol Related	0	0	--	0	0	--
Off-Road Vehicle	Fatal Incidents	0	0	--	0	0	--
	Alcohol Related	0	0	--	0	0	--
Motorized Snow Vehicle	Fatal Incidents	0	0	--	1	1	0.0%
	Alcohol Related	0	0	--	1	1	0.0%
Persons Killed		August			Year to Date - August		
		2014	2015	% Change	2014	2015	% Change
Motor Vehicle Collision		0	0	--	2	1	-50.0%
Off-Road Vehicle		0	0	--	0	0	--
Motorized Snow Vehicle		0	0	--	1	1	0.0%

Data source date:
2015/09/07

Report Generated on:
Sep 8, 2015 12:13:15 PM
PP-CSC-Operational Planning-4300

Police Services Board Report for LAMBTON
Collision Reporting System
August - 2015



Data Utilized

- SQL online application reporting system – OPP CRS 2.3.09
- Collision Reporting System Business Intelligence Cube

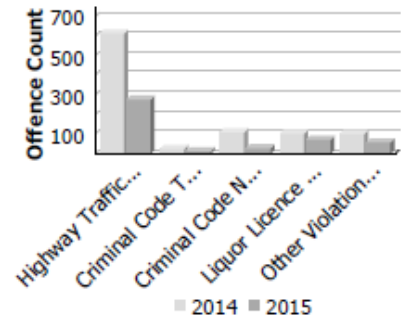
Data source date:
2015/09/07

Report Generated on:
Sep 8, 2015 12:13:15 PM
PP-CSC-Operational Planning-4300

Police Services Board Report for LAMBTON
Integrated Court Offence Network
August - 2015

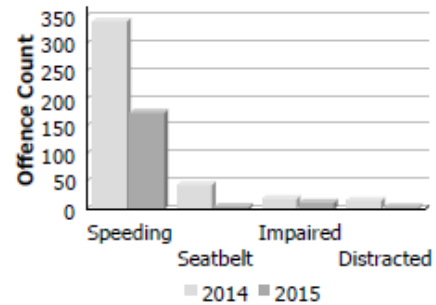
Criminal Code and Provincial Statute Charges Laid

Offence Count	August			Year to Date - August		
	2014	2015	% Change	2014	2015	% Change
Highway Traffic Act	614	277	-54.9%	3,823	3,800	-0.6%
Criminal Code Traffic	25	13	-48.0%	150	133	-11.3%
Criminal Code Non-Traffic	109	29	-73.4%	705	656	-7.0%
Liquor Licence Act	104	73	-29.8%	543	437	-19.5%
Other Violations	101	58	-42.6%	687	720	4.8%
All Violations	953	450	-52.8%	5,908	5,746	-2.7%



Traffic Related Charges

Offence Count	August			Year to Date - August		
	2014	2015	% Change	2014	2015	% Change
Speeding	341	175	-48.7%	2,270	2,298	1.2%
Seatbelt	44	5	-88.6%	173	136	-21.4%
Impaired	19	12	-36.8%	123	108	-12.2%
Distracted	16	4	-75.0%	86	104	20.9%



Integrated Court Offence Network data is updated on a monthly basis: Data could be as much as a month and a half behind.

Data Utilized

- Ministry of Attorney General, Integrated Court Offence Network
- Integrated Court Offence Network Charge Business Intelligence Cube

Data source date:
 Sep 11, 2015 1:04:19 PM

Report Generated on:
 Sep 17, 2015 3:09:06 PM
 PP-CSC-Operational Planning-4300

**Police Services Board Report for LAMBTON
2015/Aug**

Public Complaints	
Policy	0
Service	2
Conduct	0

Date information collected from Professional Standards Bureau Commander Reports: 2015-09-14

Data Source

Ontario Provincial Police, Professional Standards Bureau Commander Reports
- Includes all public policy, service and conduct complaints submitted to the Office of the Independent Police Review Director (OIPRD)

Secondary Employment

Intelligence Led Policing - Crime Abatement Strategy	
Number of Offenders in Program	24
Number of Offenders Charged	2
Number of Charges Laid	9
Number of Checks Performed	13

Date information was collected from Records Management System: 2015-09-14

Daily Activity Reporting Patrol Hours	
Total Hours	2015/Aug
Number of Cruiser Patrol Hours	2,063.00
Number of Motorcycle Patrol Hours	0.00
Number of Marine Patrol Hours	298.00
Number of ATV Patrol Hours	29.00
Number of Snowmobile Patrol Hours	0.00
Number of Bicycle Patrol Hours	21.50
Number of Foot Patrol Hours	137.50
Number of School Patrol Hours	13.50

Data source (Daily Activity Reporting System) date: 2015/09/12

Report Generated on:
Sep 14, 2015 12:02:11 PM
PP-CSC-Operational Planning-4300



ONTARIO PROVINCIAL POLICE PROFESSIONAL STANDARDS BUREAU



Incident Report

6M00 - LAMBTON

From: 01 Aug 2015 To: 31 Aug 2015

Total Number of Files	3
Total Number of Allegations	3
Internal	1
Public - Police Officers	1
SIU Parallel Invest.	1

FILE NUMBER	CREATED DATE	INCIDENT TYPE	DISPOSITION
1004015-0031	24 Aug 2015	SIU Parallel Invest.	Ongoing
ALLEGATIONS		FINDINGS	

FILE NUMBER	CREATED DATE	INCIDENT TYPE	DISPOSITION
2531015-0260	17 Aug 2015	Public - Police Officers	Ongoing
ALLEGATIONS		FINDINGS	
Neglect - Improper Investigation			
Neglect - Improper Investigation			

FILE NUMBER	CREATED DATE	INCIDENT TYPE	DISPOSITION
2545015-0149	06 Aug 2015	Internal	Substantiated
ALLEGATIONS		FINDINGS	
Equipment - Discharge Firearm		Substantiated	
CHARGES		DISCIPLINARY ACTION	DATE OF ACTION
Inf - Equipment - Discharge Firearm		Informal Discipline	23 Jul 2015

DETACHMENT INITIATIVES

AUGUST 2015

TARGETED MEDIA RELEASES:

Traffic / Marine Sergeant

- 2nd Summer news release, Distracted Driving news release OPP and Lambton Safe Roads Committee on the 20th also making drivers aware of the new HTA laws.
- News release for "Operation Dry Water" awareness campaign about impaired operation of vessels.
- News release in conjunction with the Town of Petrolia about the results of the traffic monitoring of First Street in response to complaints of speed due to construction on Petrolia Line.

Community Service Officer

- Media releases created in relation to impaired driving, marine safety and missing person incidents.
- Three informative and proactive media releases in relation to School Bus Safety, New Legislation and Civic Weekend Initiatives.
- Five informative and proactive media releases in relation to impaired driving, motor vehicle collision and missing person incidents and charges.
- One informative media release in relation to Civic Weekend Statistics.

CRIME & TRAFFIC CAMPAIGNS / INITIATIVES:

Traffic / Marine Sergeant

- Civic Long weekend for Traffic and Marine – Focus on move over law.
- Port Lambton parade on the 1st.
- First Nations "Water Walk" across Lambton County 2nd – 5th. Raise awareness of the water issues in Ontario. Stops in Kettle Point and Walpole FN.
- "Big Bike" event for charity on the 7th.
- Port Huron / Sarnia International Offshore Boat Race on the St. Clair River, St. Clair Twp. on the 9th.
- Floatdown on the 16th.
- Focus ATV patrol in Lambton Shores 21st and 22nd.
- Commercial motor vehicle Blitz with MTO on the 25th at the Petrolia Arena.
- Working with other partners including Fire and U.S. coast guard for River events



Street Crime

- Lambton Street Crime Unit investigated 11 new CDSA related occurrences in the month of August
- Members authored, applied for and were granted a total of 8 CDSA warrants. This is a significant number of warrants for only having 4 members in the Unit in the month August.
- 8 people were charged with 27 related CDSA and Criminal Code Charges
- As a follow up to last month's report, two of these warrants were in the Thedford area. A significant amount of Fentanyl was seized as well as cocaine, marihuana and prescription medication.
- Members continue to proactively support the Crime Abatement Strategy by conducting compliance checks on identified offenders.
- Members are preparing, once again, education information for seasonal home/trailer owners assisting with safeguarding their property.
- The Camera Project is nearing completion with only a few more businesses left to be canvassed. The assistance and support of the Lambton OPP Auxiliary Unit has been instrumental in completing this task.
- Lambton SCU assisted and continues to support the Major Crime Unit (Middlesex) with a multiple jurisdiction Break and Enter investigation with has led to charges related to several B&E's in Lambton County.
- Lambton SCU has assigned a member to liaise with West Region Intelligence Unit to support a multiple jurisdiction Theft investigation of high end farm equipment, including incidents in Lambton County.

PUBLIC EDUCATION CAMPAIGNS:

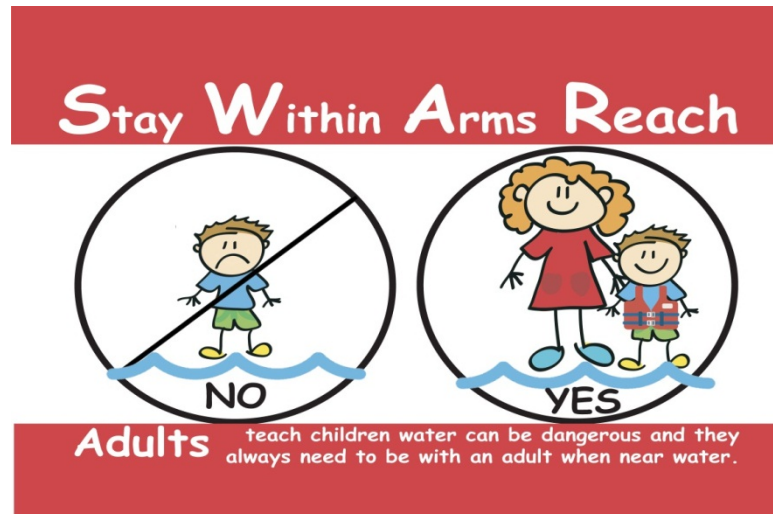
Traffic / Marine Sergeant

- Long weekend education prior to the weekend.
- Education continues with News Releases about Distracted Driving, Move Over Law

and the new laws coming into effect on the 1st of September.

- Posters and metal signage has been developed and is being placed at beaches, pools and marinas within Lambton County.

There are several different signs, this is one example:



Community Service Officer

- Impaired driving, Marine safety and New Legislation releases
- Media releases in relation to the Civic Holiday Weekend initiatives
- The Community Services Officers and platoon members have been actively participating in "Operation Freeze."
- OPP Kids Program preparation. Contacted Public and Roman Catholic Elementary School Principles within Lambton County to garner interest in this educationally based program.
- 1 Detachment Tour
- 1 Community Service Event at Petrolia Day-Care

SCHOOL RESOURCE OFFICER:

- No dedicated youth officers in August due to Marine duties and vacation
- 3 youths diverted this month for minor Criminal Code violations, (one sent to Rebound,) follow up completed by youth resource officer
- 12 criminal code charges laid against 3 youths this month, majority being breaches, (2 added to Crime Abatement for monitoring)
- Several Liquor Licence Act charges and Highway Traffic Act charges laid involving youths mostly due to traffic stops and/or contacts made
- Group of youths warned for Trespassing around school, all fled but were located and warned for possible drug use, trespassing

AUXILIARY:

LOCATION	ADMIN	COMM. POLICING	COURT	MAJOR EVENT	PATROL	TRAINING	TOTAL
Lambton	16	24	0	0	215.5	47	302.50
August 2015 - General description of Events attended:							
1-Aug-15	Grand Bend Long Weekend Shift coverage - multiple members						
19-Aug-15	Pan Am Logistics - 2 Members						

VIOLENT CRIME / BENCHMARK CRIME

AUGUST 2015

AREA CRIME SERGEANT

- Lead investigator was involved in a two week criminal trial where the accused was ultimately found guilty of 50 historical sexual and domestic assault related offences. Sentencing to be held in November.
- Members are currently investigating two related incidents in the Ipperwash Beach area. The first being a disturbance when members of the local First Nation community erected a sign at the MNR operated parking lot; and the second being the vandalism of the sign which included racially offensive writings.
- Lambton Crime members investigated a drug related sudden death, as well as an accidental death.
- A number of sexual offences based complaints were undertaken by Lambton Crime Unit members including sexual assaults, and an investigation of Luring Minors over the Internet for a Sexual Purpose.
- Lambton Crime Unit, in conjunction with the Child Sexual Exploitation Unit, executed a search warrant at a residence in Enniskillen. A male was arrested and charged with various child pornography related offences.
- Two members were in Superior Court for the continuation of pretrial motions relating to two persons currently charged with 1st degree murder.

NOTEWORTHY INCIDENTS – STREET CRIME

Details:	
Rep Officer	[REDACTED]
Unit Name	Lambton Street Crimes Unit
Inv. Officer(s)	[REDACTED]
RMS#	RM15030818
Incident Date	14 August 2015
Incident Time	[REDACTED]
Location	[REDACTED] Thedford
Detachment Area	Lambton
ACS Notified	[REDACTED]
DEU Notified	[REDACTED]
Arrest / Charge Details:	
Accused	[REDACTED]
DOB	[REDACTED]
Address	[REDACTED] Thedford
Charges Laid / Pending	CDSA 5(2) - Fentanyl
Release Method	Bail
Arrest / Charge Details:	
Accused	[REDACTED]
DOB	[REDACTED]
Address	[REDACTED] Thedford
Charges Laid / Pending	CDSA 5(2) – Fentanyl, CDSA 4(1) – Marihuana
Release Method	PTA/OIC – Corrigan was released due to several medical issues
Seizure Details / Values	
Seizure	Twenty 75mcg Fentanyl patches (\$4800)
Seized Items	\$1880.00 Cash

Details:

Rep Officer	[REDACTED]
Unit Name	Lambton Street Crimes Unit
Inv. Officer(s)	[REDACTED]
RMS#	RM15065030
Incident Date	7 August 2015
Incident Time	[REDACTED]
Location	[REDACTED] Watford, Ontario
Detachment Area	Lambton
ACS Notified	[REDACTED]
DEU Notified	[REDACTED]

Arrest / Charge Details:

Accused	[REDACTED]
DOB	[REDACTED]
Address	[REDACTED] Watford
Charges Laid / Pending	CDSA 5(2) Crack cocaine, CDSA 5(2) Oxycodone, CDSA 5(2) Methylphenidate (Ritalin)
Release Method	Bail

Arrest / Charge Details:

Accused	[REDACTED]
DOB	[REDACTED]
Address	[REDACTED] Watford
Charges Laid / Pending	CDSA 5(2) Crack cocaine, CDSA 5(2) Oxycodone, CDSA 5(2) Methylphenidate (Ritalin)
Release Method	Wanted

Seizure Details / Values

Seizure	16 grams crack cocaine (approx. \$800), 7 20mg Oxycodone (\$70), 18 Ritalin 16 (?), 5 morphine 30mg (\$75)
Seized Items	

TRAFFIC & MARINE

AUGUST 2015

CIVIC LONG WEEKEND

127 traffic related charges including:

- 68 for speeding / other moving violations / insurance / fail to move over
- 3 seatbelt / distracted driving
- 15 criminal code including Impaired / CDSA
- 3 warns resulting in 3 day suspensions
- 124 hours dedicated to weekend traffic initiatives and 53 hours dedicated to marine patrol

INTERNATIONAL PORT HURON / SARNIA OFFSHORE RACES

- 4th year this event has taken place on the St. Clair River off Sarnia and has increased in size each year.
- The OPP had 3 vessels on the water, 2 of which were paid duty vessels and one on-duty vessel to respond to calls for service.
- The traffic is restricted during this event and Transport Canada is on board the OPP vessel.
- This is a joint operation between the Canadian and U.S. authorities along with the organizers of the event.
- No off course incidents to report.

INTERNATIONAL FLOATDOWN

- Floatdown from Port Huron to Stag Island.
- Several thousand people float down the St. Clair River in various vessels and objects.
- Alcohol is a major concern as there have been drownings.
- OPP, Canadian Coast Guard, Transport Canada and many U.S. enforcement agencies on the water for the event.
- Wind changed bringing many participants to the Canadian side.
- No injuries.

ATV FOCUS PATROL

- Focus ATV patrol in Lambton Shores 21st and 22nd.

MTO BLITZ:

- Petrolia Arena on the 25th. 16 charges and 2 commercial motor vehicles plates removed.

RADAR / LIDAR:

- Intercept enforcement resulted in 28 speeding charges.
- Continuous RADAR within the county and known speed areas.

HSD & HET:

- Highway Enforcement Team (HET) was assigned to Lambton County 4 times in Aug.

EZ STAT TRAFFIC MONITORING SYSTEM:

Traffic Complaint / Speeding – First Avenue, Town of Petrolia

Situation:

Concern brought forward by resident to the Town of Petrolia regarding the speed of motor vehicles on First Avenue due to the increased traffic because of current construction. Concern is that speed may cause collisions or harm to persons in the area. They report vehicles traveling over 80 km/hr.

Location details:

- Paved, straight on level 2 lane road
- Residential
- 50 km/hr. zone
- Visibility is good in all directions
- Stop signs at several intersections

Investigation:

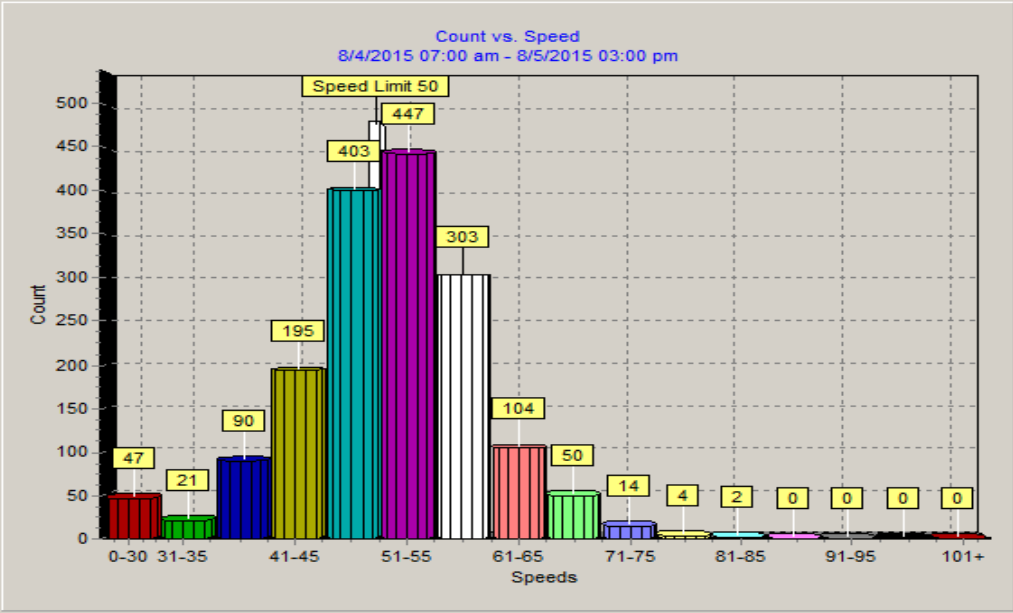
- The Lambton O.P.P. does not have any collisions in this location.
- EZ stat RADAR was set up from Tuesday the 4th of August @ 0700 hours to Wednesday the 5th of August @ 1500 hours. Please see attached graphs.
- 1680 vehicles over monitored time.
- 756 vehicles under the posted 50 km/hr. speed.
- 854 vehicles over the posted 50 km/hr. (51 – 65 km/hr.).
- 20 vehicles over 65 km/hr. (2 vehicles at 82 km/hr. – one at 0100 hours and the second 1500 hours).
- Average speed of 51 km/hr.
- Speed times are highest 0700 to 1400 hours.

Conclusions:

- Volume of traffic is high due to the detouring caused by construction on Petrolia Line.
- Speeding, over 50 km/hr. is not prevalent in the area but volume is. Average speed is 51 km/hr.
- Compliance is high but the majority of speeding is in the 50 to 65 km/hr. This is considered fast in the highly residential area.
- Focused patrols for this area are warranted to reduce speed until the construction is complete.

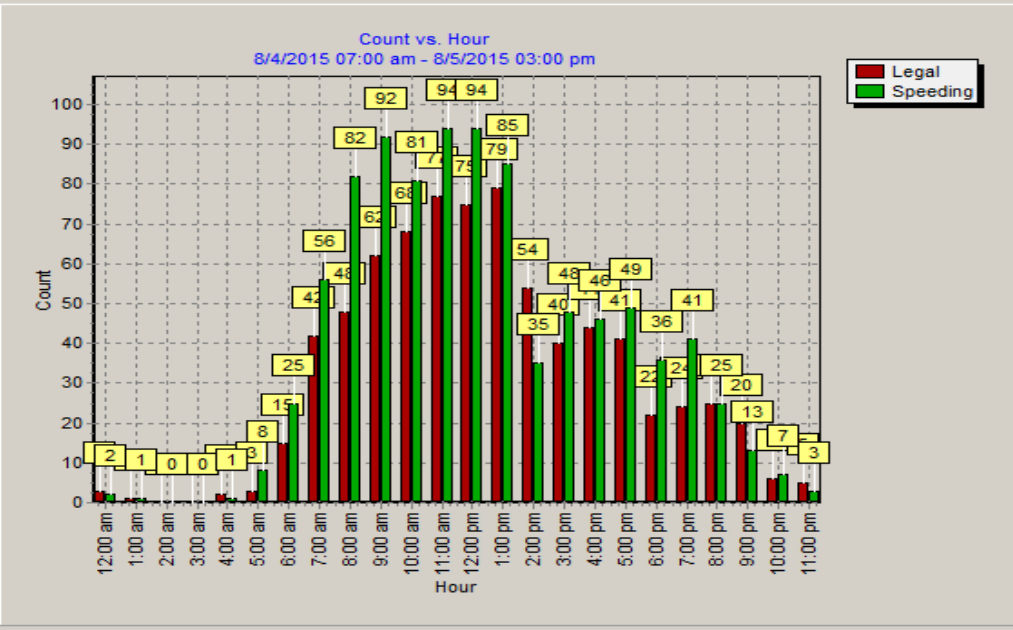
Date: 8/17/2015 11:32:46 am
 Start Date: 8/4/2015 07:00 am
 End Date: 8/5/2015 03:00 pm
 Time Interval: 60 minutes
 Speed Interval: 5 km/h
 Posted Speed Limit: 50 km/h
 Average Speed: 51 km/h
 Highest Speed: 82 km/h
 50th Percentile: 51 km/h
 85th Percentile: 59 km/h
 Number Above Speed Limit: 924
 Total Number of Vehicles: 1680

Comments:



Date: 8/17/2015 11:32:46 am
 Start Date: 8/4/2015 07:00 am
 End Date: 8/5/2015 03:00 pm
 Time Interval: 60 minutes
 Speed Interval: 5 km/h
 Posted Speed Limit: 50 km/h
 Average Speed: 51 km/h
 Highest Speed: 82 km/h
 50th Percentile: 51 km/h
 85th Percentile: 59 km/h
 Number Above Speed Limit: 924
 Total Number of Vehicles: 1680

Comments:



Traffic Complaint / Speeding – Intersection of Paget Street & Nash Street, Corunna

Note: Completed both directions at intersection

Situation:

Concern brought forward by resident to the administration of Corunna regarding the speed of motor vehicles at the intersection of Paget Street at Nash Street. Request to consider changing the 2 way stop to a 4 way stop to control speed of traffic for public safety reasons.

Location details:

- Paved, straight on level 2 lane road
- Residential
- 50 km/hr. zone
- 2 way stop with signage on Paget Street
- Visibility is good in all directions

Investigation:

- The Lambton O.P.P. does not have any collisions in this location.
- EZ stat RADAR was set up on **Paget Street** from Wednesday the 19th of August @ 0700 hours to Thursday the 20th of August @ 1600 hours. Please see attached graphs.
- 621 vehicles over monitored time.
- 577 vehicles under the 50 km/hr. speed.
- 44 vehicles over the posted 50 km/hr. (51 – 65 km/hr.)
- 0 vehicles over 65 km/hr.
- Average speed of 33 km/hr.
- Speed / Volume times are highest 1000 to 1300 hours.

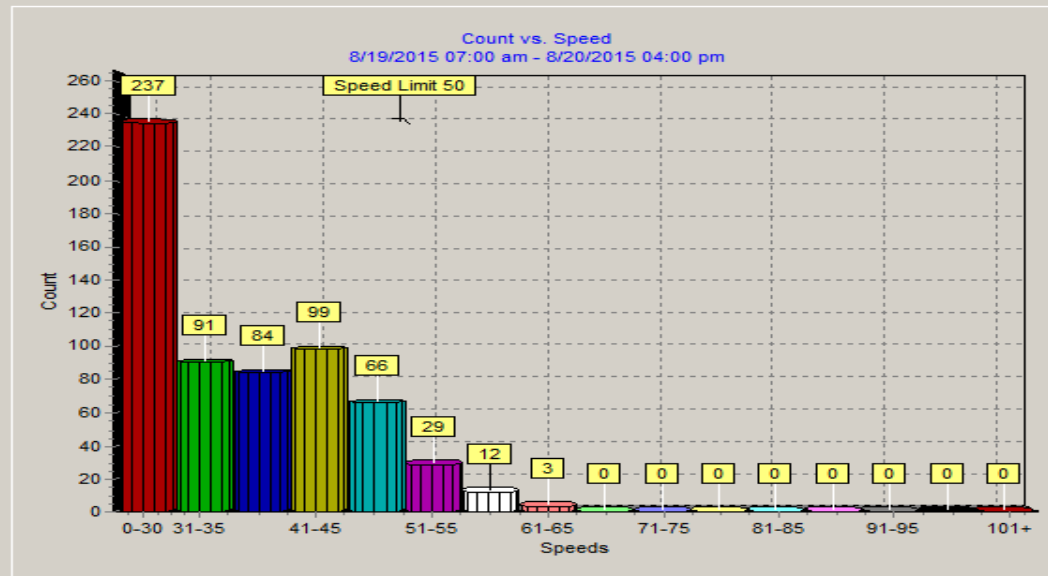
Conclusions:

- Speeding, over 50 km/hr. is not prevalent
- Average speed is 33 km/hr.
- Compliance is high
- Focused patrols for this area is not warranted
- Stop sign on Paget is working as a traffic control for the intersection

Date: 8/20/2015 04:05:05 pm
 Start Date: 8/19/2015 07:00 am
 End Date: 8/20/2015 04:00 pm
 Time Interval: 60 minutes
 Speed Interval: 5 km/h
 Posted Speed Limit: 50 km/h
 Average Speed: 33 km/h
 Highest Speed: 62 km/h
 50th Percentile: 35 km/h
 85th Percentile: 46 km/h
 Number Above Speed Limit: 44
 Total Number of Vehicles: 621

Comments:

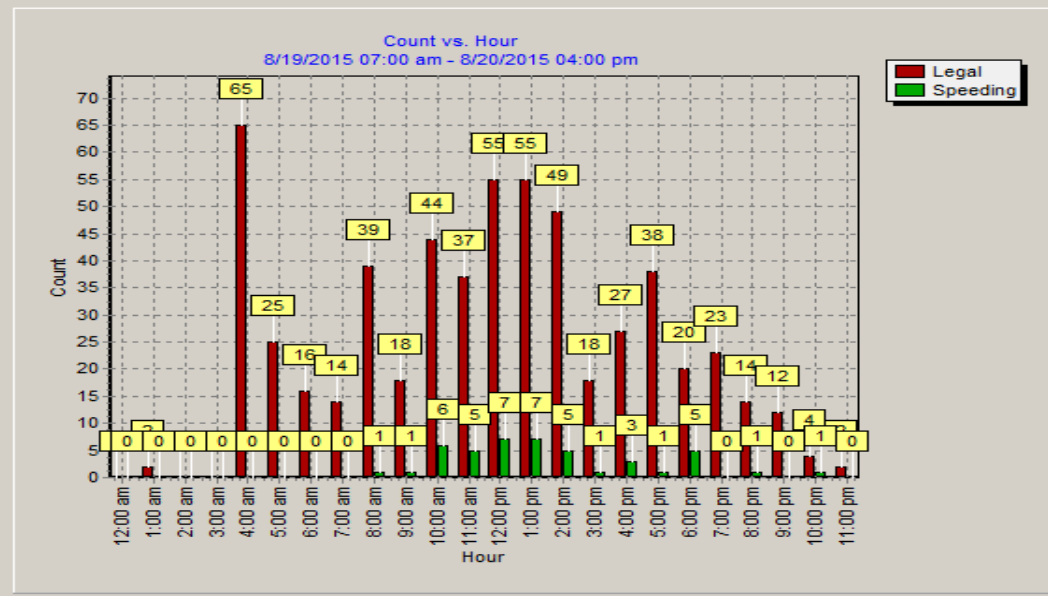
On Paget St. east of Nash St. intersection facing west.
 > no issues with speed - average 33 km/hr
 > 621 vehicles monitored with only 15 over 55 km/hr
 > 577 vehicles under 50 km/hr
 > 1000 hours to 1300 hours was the largest speed times



Date: 8/20/2015 04:05:05 pm
 Start Date: 8/19/2015 07:00 am
 End Date: 8/20/2015 04:00 pm
 Time Interval: 60 minutes
 Speed Interval: 5 km/h
 Posted Speed Limit: 50 km/h
 Average Speed: 33 km/h
 Highest Speed: 62 km/h
 50th Percentile: 35 km/h
 85th Percentile: 46 km/h
 Number Above Speed Limit: 44
 Total Number of Vehicles: 621

Comments:

On Paget St. east of Nash St. intersection facing west.
 > no issues with speed - average 33 km/hr
 > 621 vehicles monitored with only 15 over 55 km/hr
 > 577 vehicles under 50 km/hr
 > 1000 hours to 1300 hours was the largest speed times



Traffic Complaint / Speeding – Intersection of Paget Street & Nash Street, Corunna

Situation:

Concern brought forward by resident to the administration of Corunna regarding the speed of motor vehicles at the intersection of Paget St. at Nash St. Request to consider changing the 2 way stop to a 4 way stop to control speed of traffic for public safety reasons.

Location details:

- Paved, straight on level 2 lane road
- Residential
- 50 km/hr. zone
- 2 way stop with signage on Paget St.
- Visibility is good in all directions

Investigation:

- The Lambton O.P.P. does not have any collisions in this location.
- EZ stat RADAR was set up on **Nash Street** from Wednesday the 28th of August @ 0700 hours to Thursday the 31st of August @ 0800 hours. Please see attached graphs.
- 470 vehicles over monitored time.
- 577 vehicles under the 50 km/hr. speed.
- 17 vehicles over the posted 50 km/hr. (51 – 65 km/hr.)
- 4 vehicles over 65 km/hr.
- Average speed of 37 km/hr.
- Speed / Volume times are highest 1200 to 1700 hours

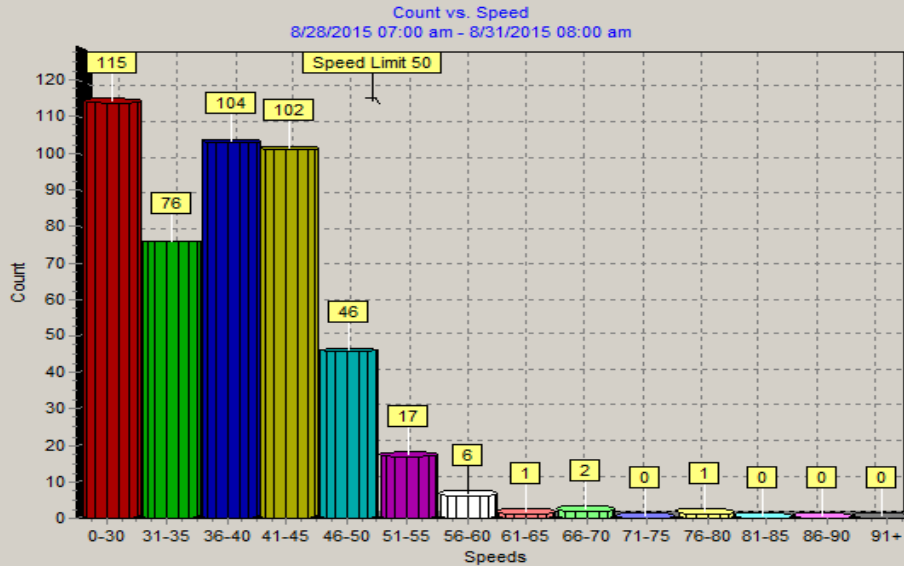
Conclusions:

- Speeding, over 50 km/hr. is not prevalent. Average speed is 37 km/hr.
- Compliance is high
- Focused patrols for this area is not warranted
- Stop sign on Paget is working as a traffic control for the intersection

Date: 9/2/2015 11:04:50 am
 Start Date: 8/28/2015 07:00 am
 End Date: 8/31/2015 08:00 am
 Time Interval: 60 minutes
 Speed Interval: 5 km/h
 Posted Speed Limit: 50 km/h
 Average Speed: 37 km/h
 Highest Speed: 77 km/h
 50th Percentile: 38 km/h
 85th Percentile: 46 km/h
 Number Above Speed Limit: 27
 Total Number of Vehicles: 470

Comments:

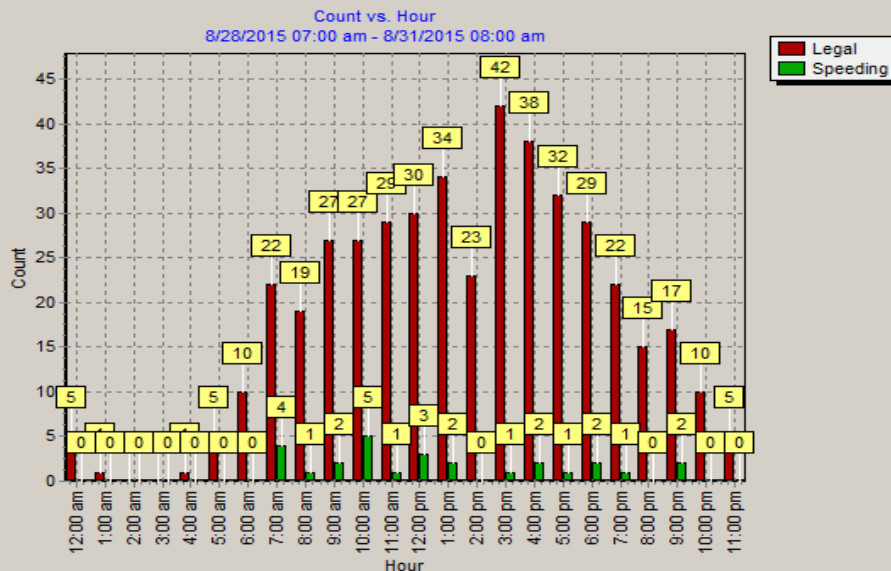
On Nash St. approaching Paget St. No stop sign
 >470 vehicles with 27 over 50 km/hr
 >Average Speed 37 km/hr
 >Highest speed 77 km/hr (1 vehicle)
 >4 vehicles over 60 km/hr



Date: 9/2/2015 11:04:50 am
 Start Date: 8/28/2015 07:00 am
 End Date: 8/31/2015 08:00 am
 Time Interval: 60 minutes
 Speed Interval: 5 km/h
 Posted Speed Limit: 50 km/h
 Average Speed: 37 km/h
 Highest Speed: 77 km/h
 50th Percentile: 38 km/h
 85th Percentile: 46 km/h
 Number Above Speed Limit: 27
 Total Number of Vehicles: 470

Comments:

On Nash St. approaching Paget St. No stop sign
 >470 vehicles with 27 over 50 km/hr
 >Average Speed 37 km/hr
 >Highest speed 77 km/hr (1 vehicle)
 >4 vehicles over 60 km/hr



DETACHMENT EMERGENCY PLANNING ACTIVITIES

AUGUST 2015

EMERGENCY PLANNING ACTIVITIES:

- Several meetings in Port Huron to develop an action plan for the International Offshore boat races. The United State Coast Guard and the OPP took the lead with the organizers for emergency response outside the course.
- Emergency planning meeting with the Canadian Coast Guard to address safety concerns surrounding the Floatdown on the St. Clair River. Police, Fire, U.S. and Canadian Coast Guards developed a joint planned response.
- Attended the County Fire Chief's meeting and brought forward a code system of response to a tiered situation. They will advise any changes, in required at the next meeting. (Codes from 1 to 3 developed to correspond with the situation which is relayed to responding Fire and Police from the first responder at the scene).

STAFFING UPDATES

AUGUST 2015

TRANSFERS:

- Provincial Constable – to Essex August 31, 2015
- Sergeant – to Lambton August 31, 2015

PROMOTIONS:

- 1 Staff Sergeant promoted and transferred – to Huron August 31, 2015

RETIREMENTS:

- Sergeant – 31 August 2015

FALSE ALARM INCIDENTS

AUGUST 2015

Municipality	Commercial	Residential	Other
Lambton Shores	2	5	1
Brooke-Alvinston	1	0	0
Plympton-Wyoming	0	1	0
Warwick	0	0	0
Dawn-Euphemia	0	0	0
Enniskillen	0	0	0
ST Clair Township	0	2	1
Town of Petrolia	0	0	0
TOTAL	3	8	2

INFORMATION SHEET

CONTACT THE OPP:

OPP Calls for Service

When you need to report an incident or wish to speak with an officer, these numbers will connect you to the nearest OPP Communications Centre throughout Ontario.

1-888-310-1122
1-888-310-1133 (TTY)

9-1-1 EMERGENCY

If you call 9-1-1 for an emergency:

- Give your exact location. Include address and town or city as this will enable call taker to either handle the information or transfer you to the proper 9-1-1 centre.
- Give your telephone number including the area code.
- Advise the nature of your call.
- Listen to the call takers instructions - depending on the location and type of incident, you may be transferred.
- Stay on the line until advised to hang up.

DETACHMENT HOURS / CONTACT INFO:

Lambton OPP Petrolia Detachment	Main Admin Centre	4224 Oil Heritage Rd. P.O. Box 400 Petrolia, ON N0N 1R0	519-882-1011 519-882-1014 fax	Mon – Fri 8-4 pm
St. Clair Township	(Satellite)	392 Lyndoch Street, Corunna, ON N0N 1G0	519-862-4680 519-862-1544 fax	Mon – Thurs & every other Friday 8-4 pm
Forest	(Satellite)	101 Broadway Street Forest, ON N0N 1J0	519-786-2349 519-786-2141 fax	Mon – Thurs & every other Friday 8-4 pm
Grand Bend	(Summer only)	58 Main Street Grand Bend, ON N0M 1T0	519-238-2345	Summer
Point Edward	(Municipal)	102 St. Clair Street Point Edward, ON N7V 1N7	519-336-8691 519-336-5011 fax	Mon – Thurs & every other Friday 8-4 pm

OUTSIDE PHONE * If you attend an office and the doors are locked or it is after hours – please pick up the phone outside of the detachment and you will be connected directly to the OPP Communications Centre.

CALLING THE DETACHMENT:

- When calling the detachment at the above numbers you will receive an automated greeting.
- **Press 1** if you need to report an incident or speak with an officer.
- **Press 2** if you wish to speak with the administrative personnel during the above noted business hours.
- After hours you may leave a message.

CRIMINAL RECORD CHECKS:

For a complete list of requirements and information on how to apply for Criminal Record Checks, Police Information Checks and Police Vulnerable Sector Checks click the link below;

[Ontario Provincial Police | Criminal Record Checks](#)

CITIZENS SELF REPORTING:

You have the option to report select occurrences to the OPP from your computer or mobile device using the OPP's [Citizen Self Reporting](#) system.

Use this system to report:

1. Lost/missing property under \$5,000
2. Stolen license plates or validation stickers
3. Theft from a vehicle under \$5,000
4. Mischief/damage to a vehicle under \$5,000
5. Mischief/damage to property (other than a vehicle) under \$5,000
6. Theft under \$5,000
7. Driving Complaint

CANADIAN ANTI-FRAUD CENTRE:

The [Canadian Anti-Fraud Centre](#) (CAFC) is the central agency in Canada that collects information and criminal intelligence on such matters as mass marketing fraud (i.e.: telemarketing), advance fee fraud (i.e.: West African letters), Internet fraud and identification theft complaints.

If you wish to report a fraud or require information on a possible fraud contact the Canadian anti- fraud centre;

Phone: 1-888-495-8501 OR E-mail: info@antifraudcentre.ca

CRIME STOPPERS:

You may contact Crime Stoppers from anywhere in Ontario at 1-800-222-8477, or by leaving an anonymous Web-Tip at [TipSoft - Web Tips Submission](#).